

## RESTRICTED PARKING AREAS

Restricted parking areas are used in large public areas that usually have a limited number of entry and exit points.

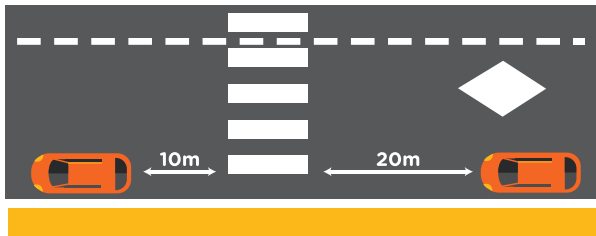
You must not park your vehicle, between the signs, RESTRICTED PARKING AREA and END RESTRICTED PARKING AREA, except in a marked parking bay in accordance with signs.



- Stop in restricted parking area penalty exceeds \$114

## PEDESTRIAN AND CHILDREN'S CROSSING

A vehicle must not stop on a Pedestrian or Children's crossing, on the road within 20 metres before the crossing or 10 metres after the crossing, unless sign posted otherwise.



- Stop on/near pedestrian crossing penalty exceeds \$344
- Stop on/near pedestrian crossing penalty exceeds \$344
- School Zone offences also Carry 2 Demerit Points

## PARALLEL PARKING

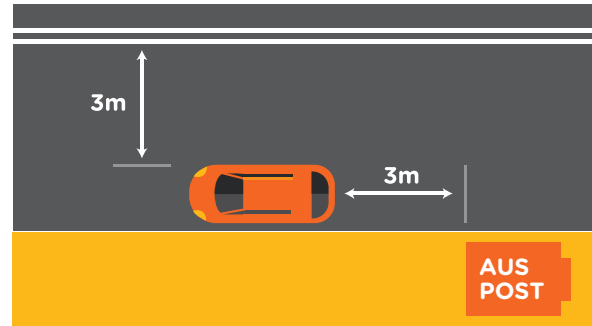
This is the most common way of parking unless sign posted otherwise

You must park in the same direction as the flow of traffic, close and parallel to the kerb. You must leave at least 3 metres for another vehicle to get around you.

- Not parallel park with 3 metres clear road alongside (no dividing line/strip) penalty exceeds \$114

You must not park within three metres of any unbroken dividing line.

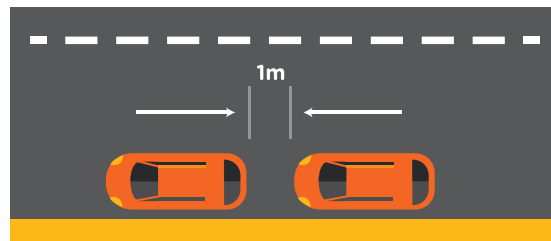
- Parallel Park close to dividing line/strip penalty exceeds \$268



You must not stop within 3 metres of a post box unless you are posting a letter, and stand for no longer than 2 minute.

- Stop near Post Box penalty exceeds \$114

You must always leave 1 metre clearance between vehicles.



- Parallel park close to front/back of vehicle penalty exceeds \$114

# PENRITH COUNCIL PARKING EDUCATION INFORMATION

## SAFE AND LEGAL PARKING

### COMMONLY MISUNDERSTOOD PARKING RULES

Learn more about parking and vehicle restrictions in the Penrith City Council local government area to help avoid infringements and keep the community safe.

PENRITH CITY COUNCIL

## ANGLE PARKING

Angle park at the kerb as indicated by the signs And/or road line markings.

Always park your vehicle as directed by the sign if no direction on sign always park front to kerb.



- **Not angle park as on parking control sign or road marking penalty exceeds \$114**

## DISABILITY PARKING

Only vehicles transporting a current Mobility Parking Scheme (MPS) permit holder can park in areas displaying this sign. The MPS permit must be displayed in the parked vehicle. MPS permit holders must comply with the conditions of use of the MPS permit.



## TIME LIMIT FOR MPS HOLDERS

Sign Posted Time Limit	MPS Permit Limit
Less than 30 Minutes	Maximum 30 Minutes
30 Minutes	Up to 2 Hours
More than 30 Minutes	Unlimited

## CONDITIONS OF USE FOR MPS PERMITS

- The permit must be inserted and displayed in the plastic sleeve of the Australian Disability Parking permit provided to you by Transport for NSW.



- The permit must only be displayed when the vehicle is being used to transport the permit holder.
- The permit should be displayed unobscured, so the expiry date and card details are visible.
- The permit may be confiscated by an authorised officer and/or revoked by Transport for NSW for misuse or breach of any of these conditions.
- The permit is not valid if reproduced, copied, defaced or otherwise altered or where one or more of the details on the permit (e.g. card number or expiry date) are illegible.
- Parking concessions available under the Mobility Parking Scheme are only valid in council operated car parks or on public streets.
- **Stop in disabled parking area without current permit displayed penalty exceeds \$572 and occur 1 demerit point.**

## HEAVY/LONG VEHICLES IN BUILT UP AREAS

### WHY IS IT ILLEGAL?

Parking a long or heavy vehicle in a built up area for longer than 1 hour can cause damage to the road infrastructure, cause traffic congestion and obstruct sight distances.

There is also the issue of the noise usually generated by heavy vehicles.

**A heavy vehicle** means a vehicle with a GVM of 4.5 tonnes or more.



**A long vehicle** means a vehicle that, together with any load or projection, is 7.5 metres long, or longer.



- **Stop heavy/long vehicle longer than 1hr \$114**