



Penrith

Local Government Area



Penrith is transforming, unlocking a wealth of opportunities for our community and building on the strong quality of life offered here.

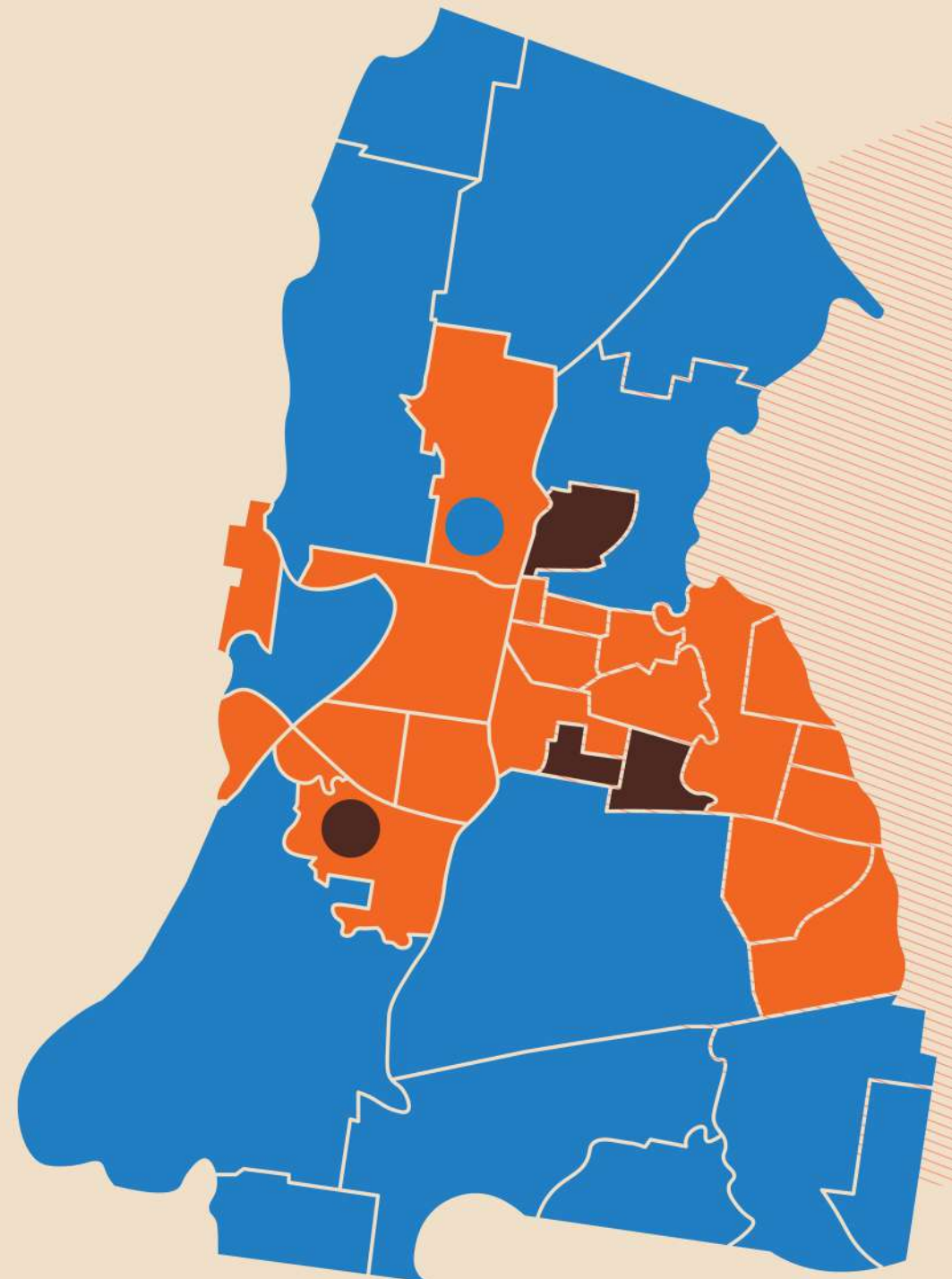
Penrith is family orientated and a welcoming community that values diversity in all its forms.

We have older established neighbourhoods, with families who have called Penrith home for many years, along with rural communities who value our vast scenic landscapes.

Our greenfield release areas are attractive to young families and residents new to Penrith.

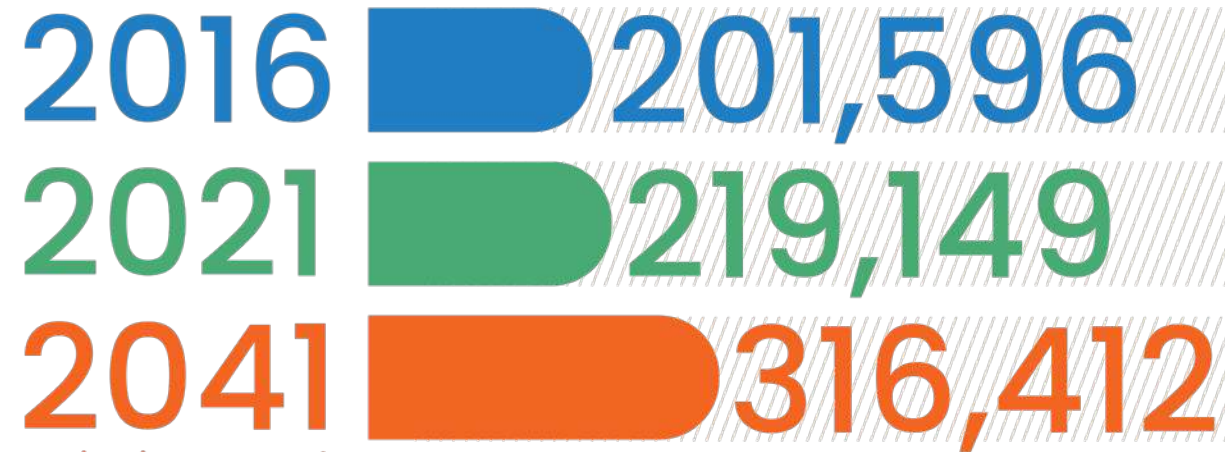
Together we are a strong, connected and inclusive community.

 **Established urban areas**  **Release areas**  **Rural areas**



**Who
we are**

We are growing. Between 2016 and 2041, the population of Penrith LGA is projected to grow by 57%

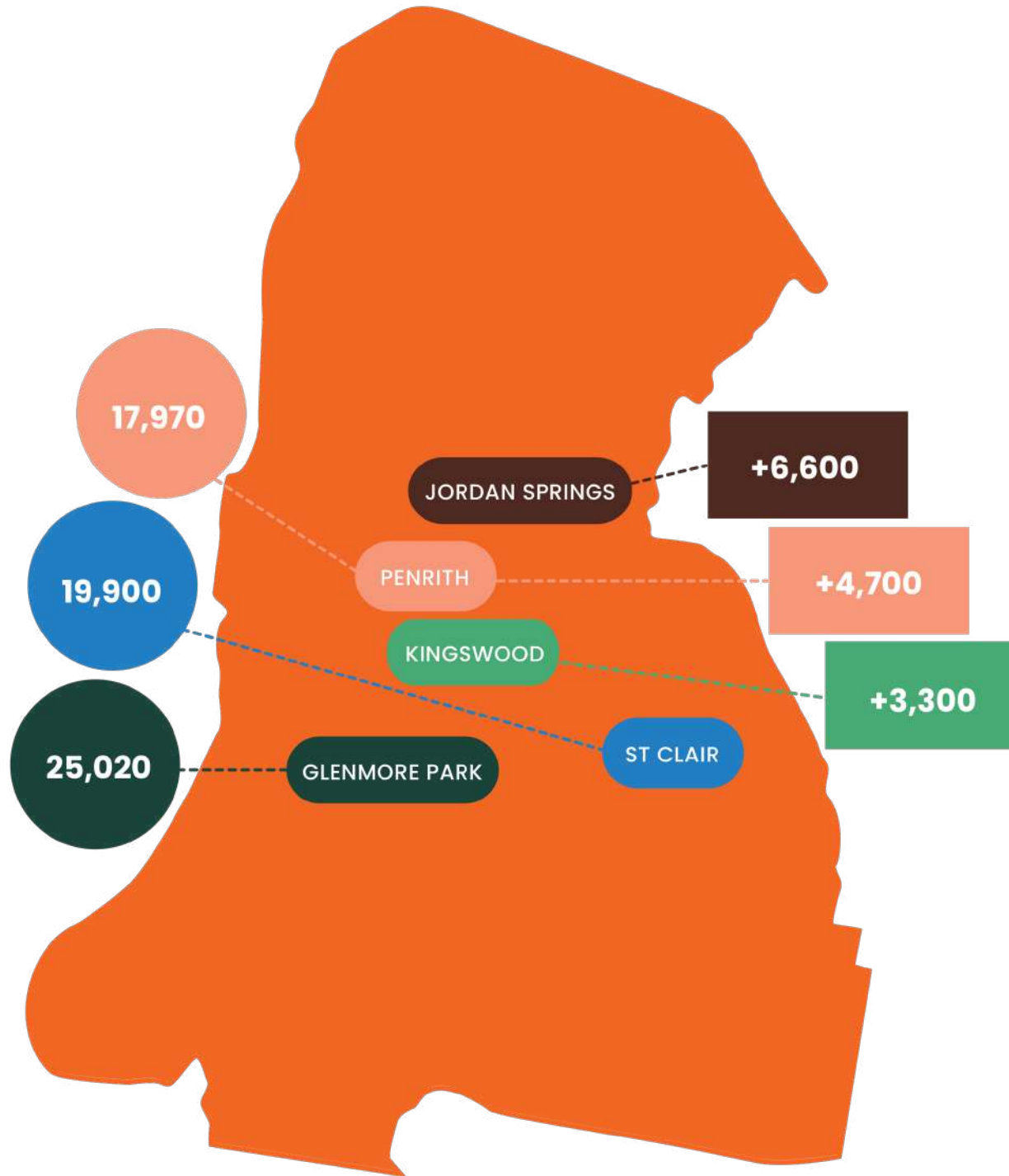


projection sourced from REMPLAN



The three most populated suburbs in Penrith LGA are:

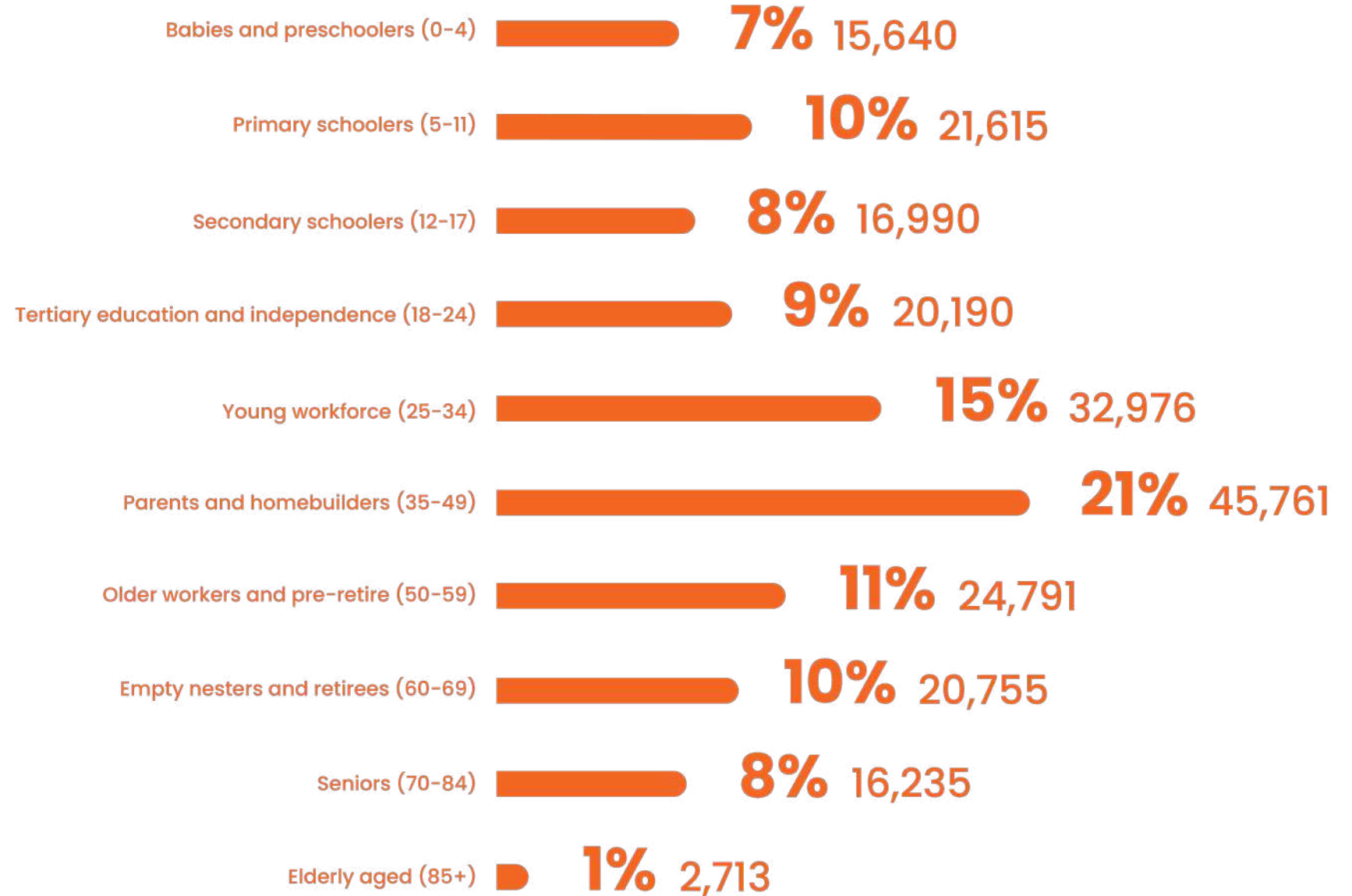

- 1 Glenmore Park
- 2 St Clair
- 3 Penrith



Top three suburbs with the most growth between 2016-2021.

- 1 Jordan Springs
- 2 St Clair
- 3 Kingswood

The median age of those living in the Penrith LGA is 35.



Households

Our families come in many forms.

Couples with children **35%**
27,330

Couples without children **21%**
16,461

One parent families **14%**
10,800

Lone Person **21%**
15,970



**Our
diversity
is a
strength.**

5%

of our population
identify as Aboriginal
and/or Torres
Strait Islander
(10,928 people)

23.3%

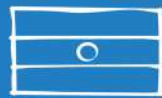
of people were born
outside of Australia

and
come
from **110**
countries

**Top three
countries
of birth:**



3.2%
United
Kingdom



3.1%
India



2.3%
Philippines


There are more than 80 languages spoken throughout our community. 19.6% of our population speaks a language other than English at home.

The top three languages other than English are:

1.4%
Punjabi

1.8%
Arabic

1.9%
Filipino/
Tagalog



Health



6%
of our community
needs assistance
due to disability

12,041 people

32%
of the population
has at least one
long-term
health condition

68,701 people






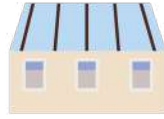
**How
do we
live?**

Housing

A larger proportion of people live in separate houses. Over time, we can see an increase in medium and high density housing.



2016 / 2021



Separate house



Medium density



High density



Housing

While many of our community own their own home, the majority are paying a mortgage.

Fully-owned **24%** 18,221

Owned with a mortgage **38%** 28,985

Renting – social housing **4%** 3,202

Renting – private **28%** 21,381



Housing stress

Many people have mortgage and rental payments that exceed 30% of their income.





**What
we do**

Education

More of us than ever
are completing secondary
school and attaining
university degrees.

48%

people aged 15+ have
completed Year 12
(or equivalent qualification)

5% more than 2016

17%

people in Penrith LGA have a
university qualification
(Bachelor degree or higher)

4% more than 2016



Employment

Employed (Full time, part time,
or away from work)

95.4% 102,088

Unemployed

4.6% 4,879



Employment

Our top three industries:

1

Healthcare
and social
assistance
13.2%



2

Construction
12%



3

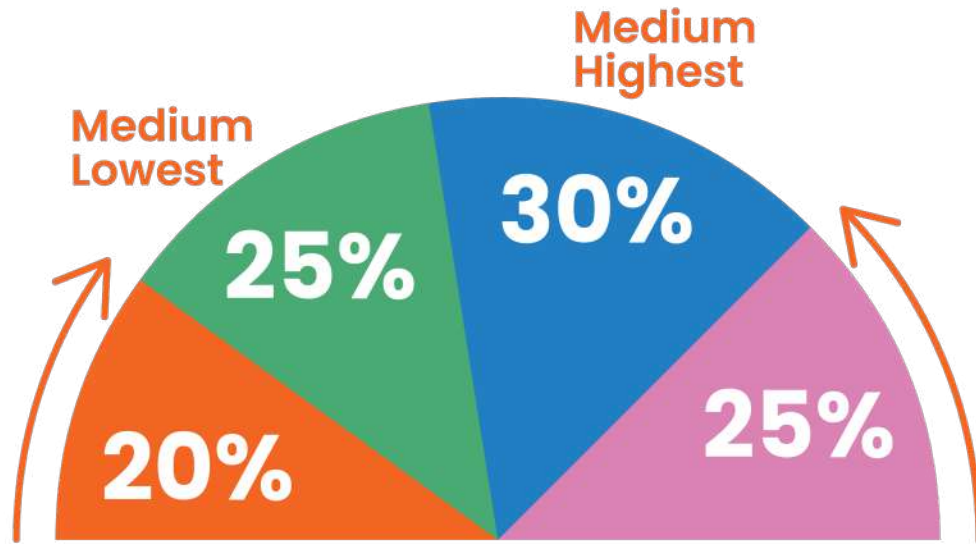
Retail
Trade
10%



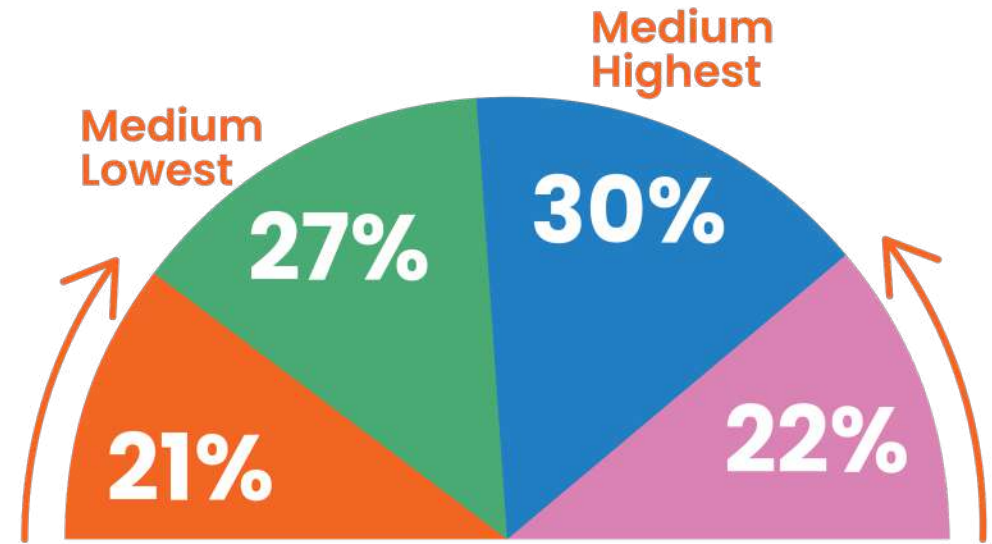
Household Income



The median household income is \$1,866



2016



2021

\$ Lowest Income (\$0 - \$750) p/wk

\$ Medium Lowest (\$751 - \$1,481) p/wk

\$ Medium Highest (\$1,482 - \$2,554) p/wk

\$ Highest Income (\$2,555+) p/wk

Penrith is transforming.



Our diversity is a strength.



We are young and family orientated



We're building our knowledge and skills.

More people are calling Penrith home.



Improving quality of life is important to us.



More information

This community profile is part of a suite of resources. See Penrith City Council's [Community Profile](#) for more resources like this.

Note: Much of the content of this report has been sourced from .id – informed decisions. Some of the .id sourced content is a derivative of Australian Bureau of Statistics (ABS) data.

Note: Unless otherwise stated, data from 2021.