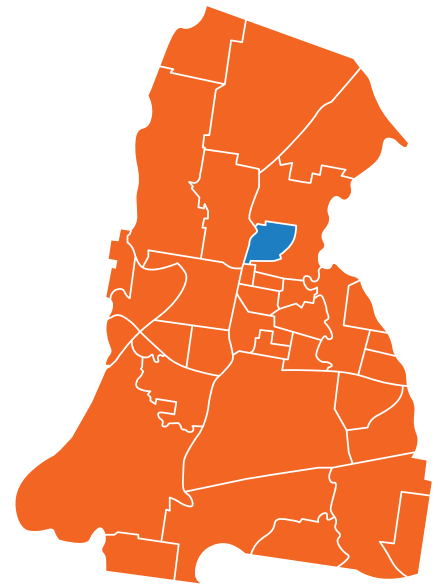


## Jordan Springs Demographic Snapshot



### Jordan Springs is transforming.

- We are young and family orientated.
- We are growing, with new developments and investment in the suburb.
- We are culturally diverse
- We predominantly live in separate houses.
- Most residents own their homes outright or with a mortgage.




### Jordan Springs is growing.



From 2016 to 2021,  
Jordan Springs' population increased by

**6,592** people (127.7%)

### We are culturally diverse.



**32%** of residents were born overseas, compared with **23%** for the Penrith City LGA.



**33%** of residents speak a language other than English at home, compared to **20%** for the Penrith City LGA.

## We are young and family orientated.



The median age is **30**.




**66%** of households live as families.



There are significantly fewer people living alone in Jordan Springs (**10%**) than in the whole of Penrith City LGA (**20%**).

## We predominantly live in separate houses, many of which were owned outright or with a mortgage.



**89%** separate house



**5%** medium density



**6%** high density

Fully-owned **8%**  
**24%**

Renting - social housing **2%**  
**4%**


Owned with a mortgage **55%**  
**38%**

Renting - private **31%**  
**28%**

● Jordan Springs ● Penrith City LGA


## We are growing our knowledge and skills.

Residents of Jordan Springs who completed Year 12 (or equivalent)



**65%** of people aged 15+ have completed Year 12 (or equivalent qualification), compared with **48%** in the Penrith City LGA.

Residents of Jordan Springs who obtained a University qualification



**30%** of people in Jordan Springs have a university qualification (Bachelor degree or higher) compared with **17%** in the Penrith City LGA.